



FUTURE
OFFICE FURNITURE

FUTUREEGYPT.COM

lumita



Exactly what you need. Exactly what you want. Design spectacular with Lumita.

Lumita is here to deliver what you want and need all via a clean, modern design. Lumita seamlessly bridges from private office into semi-private, desking, Workstation, Meeting Tables, Cabinets and touchdown areas while integrating technology and organizational solutions.



Sharp Straight

Desk on one lumita Chassis combined with a side unit
It is offered in two standard length 160,180 cm, and side
is 120,140 and 160 length. fronts can be added in
wooden or metal material.



Side Unit have 3 different length
120,140,160 CM and ventlated
for CBU Usage



A platform of 80*80 is an essential need for small office rooms and for a much smart space saving







Lumita workstation with
mobile drawer unit
and fixed site





Lumita desk with fixed
drawer unit fixed
under side extension





Wall straight workstations
On common Lumita legs are
offered in 60 or 80 cm width
and 4 different lengths : 100,
140 ,120 and 160 cm. They
can seat from 2 up to
5 employees













Paper holder and pencil holder is mounted on any partition type to store your stationary





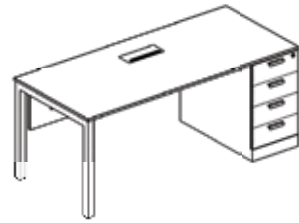
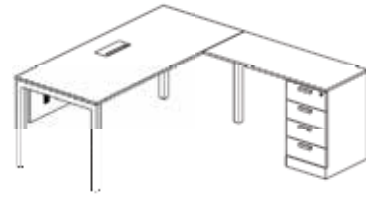
Square Meeting Table for small and quick meetings, with electric box and grommet for easy cable management.





Lumita Configuration

Desks / Workstation



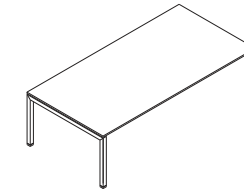
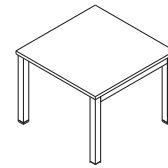
Code	L	W	H	Code	L	W	H
TB LD610	1000	600	750	TB LD810	1000	800	750
TB LD612	1200	600	750	TB LD812	1200	800	750
TB LD614	1400	600	750	TB LD814	1400	800	750
TB LD616	1600	600	750	TB LD816	1600	800	750
TB LD618	1800	600	750	TB LD818	1800	800	750

Code	L	W	H	Code	L	W	H
TB LL614	1400	1600	750	TB LL814	1400	1800	750
TB LL616	1600	1600	750	TB LL816	1600	1800	750
TB LL618	1800	1600	750	TB LL818	1800	1800	750

Code	L	W	H	Code	L	W	H
TB LL614/D44	1400	1600	750	TB LL814/D44	1400	1800	750
TB LL616/D44	1600	1600	750	TB LL816/D44	1600	1800	750
TB LL618/D44	1800	1600	750	TB LL818/D44	1800	1800	750

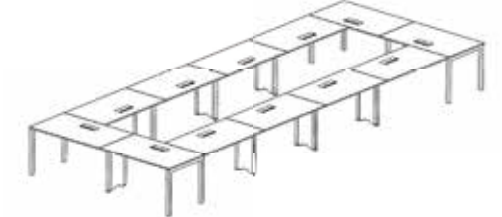
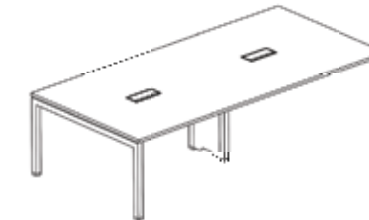
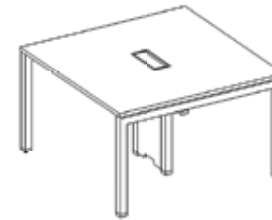
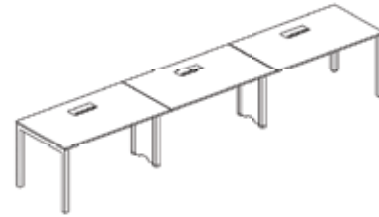
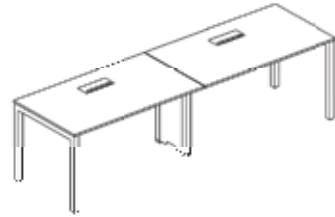
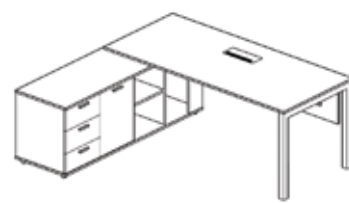
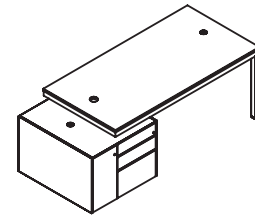
Right Side	Left Side	L	W	H
TB LDMW14R	TB LDMW14L	1400	900	750
TB LDMW16R	TB LDMW16L	1600	900	750
TB LDMW18R	TB LDMW18L	1800	900	750

Coffe Table/ Meeting Table



Code	L	W	H
TB LC66	600	600	450

Code	L	W	H
TB LC1021	1200	600	450



Right Side	Left Side	L	W	H
TB LDBMW14R	TB LDBMW14L	1400	800	750
TB LDBMW16R	TB LDBMW16L	1600	800	750
TB LDBMW18R	TB LDBMW18L	1800	800	750

Right Side	Left Side	L	W	H
TB LDW16R	TB LDW16L	1600	1600	750
TB LDW18R	TB LDW18L	1800	1600	750

Code	L	W	H	Code	L	W	H
TB WWL2/610	2000	600	750	TB WWL2/810	2000	800	750
TB WWL2/612	2400	600	750	TB WWL2/812	2400	800	750
TB WWL2/614	2800	600	750	TB WWL2/814	2800	800	750
TB WWL2/616	3200	600	750	TB WWL2/816	3200	800	750

Code	L	W	H	Code	L	W	H
TB WWL3/610	3000	600	750	TB WWL3/810	3000	800	750
TB WWL3/612	3600	600	750	TB WWL3/812	3600	800	750
TB WWL3/614	4200	600	750	TB WWL3/814	4200	800	750
TB WWL3/616	4800	600	750	TB WWL3/816	4800	800	750

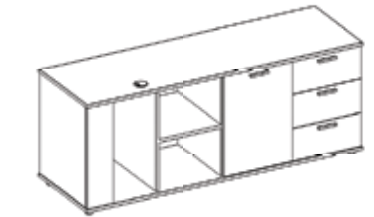
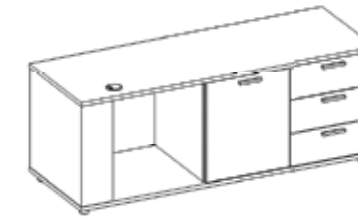
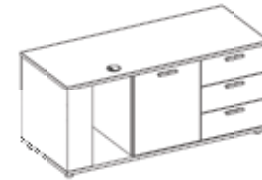

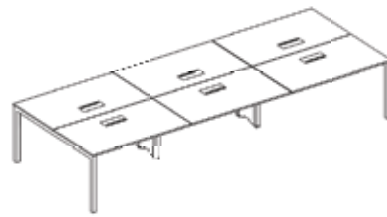

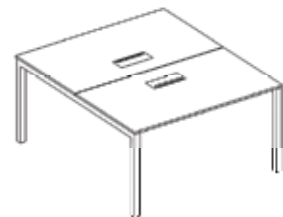
Code	L	W	H
TB LM1221	1200	1200	750

Code	L	W	H
TB LM1081	1800	1000	750
TB LM1002	2000	1000	750
TB LM1022	2200	1000	750
TB LM1242	2400	1000	750

Code	L	W	H
TB LM720	7200	2800	750
TB LM580	5800	2800	750

* These item's dimension based on desk tops size 1400*800

Side Unit



Code	L	W	H	Code	L	W	H
TB FWL2/610	1000	1200	750	TB FWL2/810	1000	1600	750
TB FWL2/612	1200	1200	750	TB FWL2/812	1200	1600	750
TB FWL2/614	1400	1200	750	TB FWL2/814	1400	1600	750
TB FWL2/616	1600	1200	750	TB FWL2/816	1600	1600	750

Code	L	W	H	Code	L	W	H
TB FWL4/610	2000	1200	750	TB FWL4/810	2000	1600	750
TB FWL4/612	2400	1200	750	TB FWL4/812	2400	1600	750
TB FWL4/614	2800	1200	750	TB FWL4/814	2800	1600	750
TB FWL4/616	3200	1200	750	TB FWL4/816	3200	1600	750

Code	L	W	H	Code	L	W	H
TB FWL6/610	3000	1200	750	TB FWL6/810	3000	1600	750
TB FWL6/612	3600	1200	750	TB FWL6/812	3600	1600	750
TB FWL6/614	4200	1200	750	TB FWL6/814	4200	1600	750
TB FWL6/616	4800	1200	750	TB FWL6/816	4800	1600	750

Code	L	W	H	Code	L	W	H
PA FLW60	600	30	350	PA FLF60	600	30	350
PA FLW80	800	30	350	PA FLF80	800	30	350
PA FLW100	1000	30	350	PA FLF100	1000	30	350
PA FLW120	1200	30	350	PA FLF120	1200	30	350
PA FLW140	1400	30	350	PA FLF140	1400	30	350
PA FLW160	1600	30	350	PA FLF160	1600	30	350

Code	L	W	H
TB LLS120	1200	500	600

Code	L	W	H
TB LLS140	1400	500	600

Code	L	W	H
TB LLS160	1600	500	600

Accessories



Code	L	W	H
PA WO100/C	1000	30	350
PA WO120/C	1200	30	350
PA WO140/C	1400	30	350
PA WO160/C	1600	30	350

Code	L	W	H
PA WO100	1000	30	350
PA WO120	1200	30	350
PA WO140	1400	30	350
PA WO160	1600	30	350

Code	L	W	H
PA WS60	600	30	350
PA WS80	800	30	350

Code	L	W	H
PA WS120	1200	30	350
PA WS160	1600	30	350

* All Dimensions in MM



Code	L	W	H
AC LV86	86	36	750



Code	L	W	H
AC LPH	75	80	140



Code	L	W	H
AC LCH	170	100	170

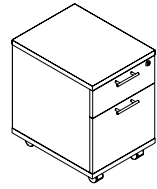
Cable Tray

Code	L	H
PA TE100	1000	100
PA TE120	1200	100
PA TE140	1400	100
PA TE150	1500	100
PA TE160	1600	100
PA TE180	1800	100

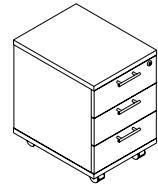


* All Dimensions in MM

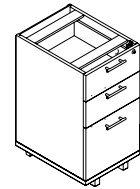
Drawers



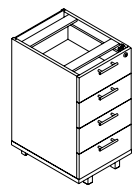
Code L W H
CO SD32L 390 500 565



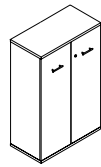
Code L W H
CO SD33L 390 500 565



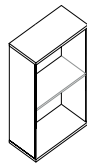
Code L W H
CO SD43WL 390 500 710



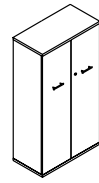
Code L W H
CO SD44WL 390 500 710



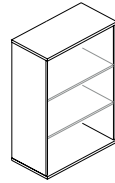
Code L W H
CA SCD89L 800 400 880



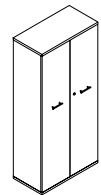
Code L W H
CA SC89L 800 400 880



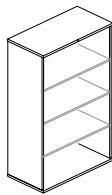
Code L W H
CA SCD129L 800 400 1280



Code L W H
CA SC129L 800 400 1280



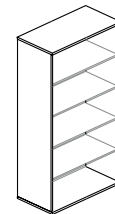
Code L W H
CA SCD169L 800 400 1690



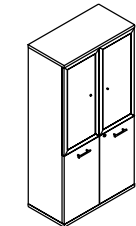
Code L W H
CA SC169L 800 400 1690



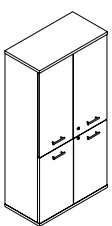
Code L W H
CA SCD210L 800 400 2100




Code L W H
CA SC210L 800 400 2100




Code L W H
CA SCDG169L 800 400 1690
CA SCDG210L 800 400 2080



Code L W H
CA SCDD169L 800 400 1690
CA SCDD210L 800 400 2080






Code L W H
CA SCF90L 900 400 880



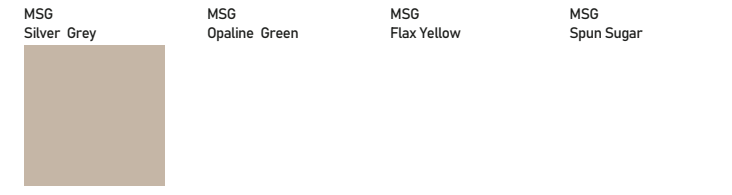
Code L W H
CA SCDF90L 900 400 880

COLOR SCHEME:
WORKSURFACE LAMINATES:

Office Desks, Drawers, Cabinet & Credenza.



METAL COLOR



Fabric Koya



Fabric Sabia



lumita

Product Specification

Work-surface

- Top 18 mm melamine

Chassis Construction

- Steel tubes 50x50mm
- Front curtain is made of Wood 18mm thick
- All chassis parts are electro static painted

Molding and Pulls

- Aluminium pull

Drawer & Cabinet

- 18mm thick MDF covered with melamine for top and bottom
- 18mm thick MDF covered with melamine for fronts and side
- The rim is covered with PVC edge band 1mm thick
- Box have full extension, progressive slides
- Mobile on castors or fixed with height up to the desk work ing surface

Locking

- Central (except models with pencil tray drawer)



FUTURE
OFFICE FURNITURE

Showroom:

50 Ammar Ibn Yasser St., Heliopolis, Cairo, Egypt.

T: +202 2620 27 27 +202 2620 77 79

M: +2012 2000 05 56 +2012 2000 05 58

Factory:

Elroubiky 100 fedn Industrial Area, Badr City.

E: info@futureegypt.com